

McKinsey
& Company

McKinsey Virtual Interviews

Candidate Guide



We look forward to getting to know you in your upcoming interview.



Interviewing helps us learn about you as a person and a potential colleague, and it helps you learn more about McKinsey, our people and what you could do here.

When we meet, we will be using [Zoom](#), which we use extensively with many clients and internally with our colleagues.

If you have not used Zoom before, we have outlined the simple steps you will need to take to ensure you can easily connect to us.





Your interviewer will guide you on any Zoom features you need, and will be there to help in case anything goes wrong.

We know technology can be unpredictable and issues can arise. Our McKinsey colleagues are skilled in using technology and have contingency plans in place.

For the best experience, you should:



Eliminate distractions

To ensure you can concentrate, find a quiet room with some privacy. Some people find it helpful to wear headphones to tune out noise.



Gather the necessities and remove the rest

In addition to your laptop/tablet (with a camera), make sure you have a notepad, pen, and water nearby. Remove resources (e.g. prepared notes) that you would not have if the interview were in person.



Turn on your video

Having your video on will help us connect with you, and you with us. Don't worry about your background or setting.



Speak up

If you feel stuck, confused or need clarification of what is being asked of you, ask your interviewer to repeat themselves. This is your interview and we want you to be comfortable so you can perform at your best.



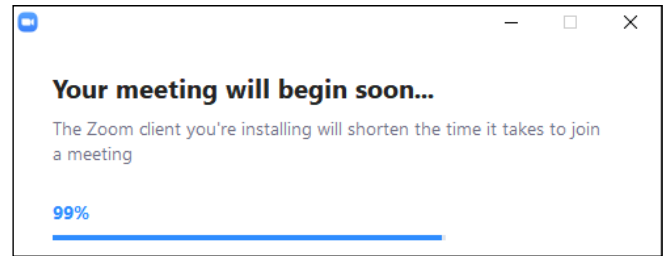
If you have a disability or require special accommodations, please let us know so we can work together to accommodate your needs.

Starting your Zoom Interview

Ensure you have [Zoom](#) downloaded

Two minutes prior to your scheduled interview, click on the Zoom meeting link you received. The following prompt will appear while you wait for

If this is your first time using Zoom, you may be prompted to enter your name.

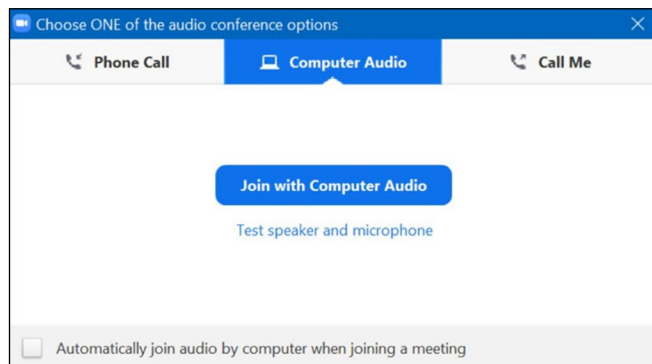


Establishing your audio connection

Once you are in the Zoom meeting, you will be prompted to establish your audio connection with one of the following options:

Computer audio

Select if you have a stable internet connection to quickly join with a single click.



Phone call

Select if you would like to join audio by phone. Choose your country from the drop-down list, dial the phone number listed and then enter your meeting ID followed by participant ID.

This option is recommended if your internet connection is unstable.


Call me

Select if you would like to receive a call back on your phone. Select the Call Me option and **view the drop-down list of countries** by clicking on the **country flag** (laptop).

This option is not available in all countries. To check whether your country is on the list. If your country is not listed, you must select one of the other two audio options.

Establishing your video connection

Please ensure you turn your video on using the



If you run into any technical issues, or your internet is not stable, we may suggest you switch to audio only. You will in no way be penalized if this happens during your virtual interview.

McKinsey Recruitment
Copyright © McKinsey & Company
Designed by US Design Center

www.mckinsey.com

 @McKinsey

 @McKinsey